

Schluter® - DESIGNLINE

Schluter®-DESIGNLINE is a border profile used to create decorative designs in tile fields on walls. In stainless steel, the profile can also be used to produce decorative designs in floors.

Create decorative designs in tile fields in walls, and in stainless steel, the profile can be used to produce decorative designs in floors

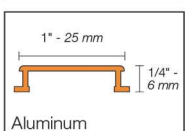
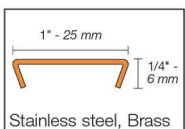

Features a 1" (25 mm)-wide visible surface

DESIGNLINE in anodized aluminum features an integrated joint spacer that establishes a defined joint cavity between the tile and the profile

Combine with QUADDEC or RONDEC finishing profiles for endless design opportunities

Available in chrome-plated solid brass, anodized aluminum, and stainless steel

Also available in square check and leather texture finishes



2.2 Schluter®-DESIGNLINE

H = mm - in.	Item No.						
	6 - 1/4	Stainless steel 304 (1.4301 = V2A) (E) DL 625 E	Brushed stainless steel 304 (1.4301 = V2A) (EB) DL 625 EB	Stainless steel 304 (1.4301 = V2A) square check (ES1) DL 625 ES1	Stainless steel 304 (1.4301 = V2A) leather texture (ES2) DL 625 ES2	Chrome-plated solid brass (MC) DL 625 MC	
H = mm - in.	Item No.						
	6 - 1/4	Satin anodized aluminum (AE) DL 625 AE	Polished chrome anodized aluminum (ACG) DL 625 ACG	Brushed chrome anodized aluminum (ACGB) DL 625 ACGB	Satin nickel anodized aluminum (AT) DL 625 AT	Polished nickel anodized aluminum (ATG) DL 625 ATG	Brushed nickel anodized aluminum (ATGB) DL 625 ATGB
H = mm - in.	Item No.						
	6 - 1/4	Satin copper anodized aluminum (AK) DL 625 AK	Polished copper anodized aluminum (AKG) DL 625 AKG	Brushed copper anodized aluminum (AKGB) DL 625 AKGB	Satin brass anodized aluminum (AM) DL 625 AM	Polished brass anodized aluminum (AMG) DL 625 AMG	Brushed brass anodized aluminum (AMGB) DL 625 AMGB

Length supplied: 8' 2-1/2" — 2.5 m

Note: All corresponding item numbers of the RONDEC finishes match DESIGNLINE.

